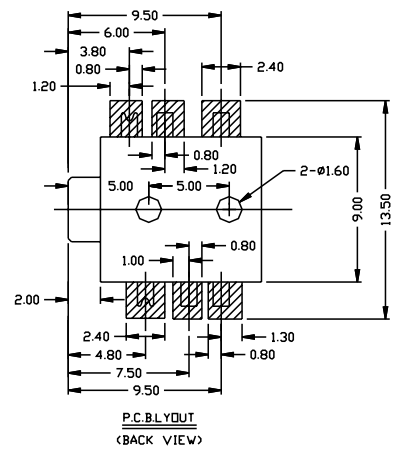
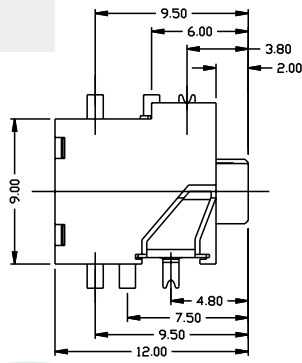


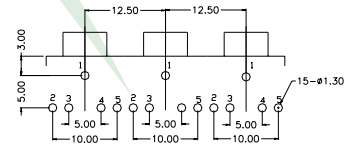
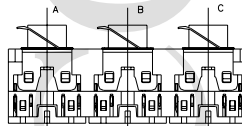
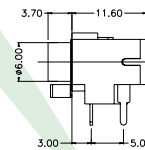
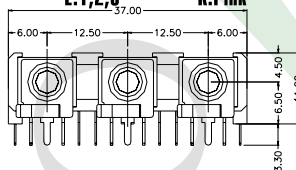
# MODEL :A64Series



**A 6 4**

Number of Contacts	Schematic	Housing Color	Contact Plated
<b>6</b>	<b>A</b>	<b>B</b>	<b>G 1</b>
6:6Pin	A:1,2,3,4,5,6	B:Black	T1:TIN
5:5Pin	B:1,2,3,4,5	H:Light Blue	(100u" Sn Over 40u"Ni)
4:4Pin	C:1,2,3,5,6	L:Lime	G1:Full Gold Flash
3:3Pin	D:1,2,5,6	R:Orange	
	E:1,2,5	K:Pink	

# MODEL :A68Series

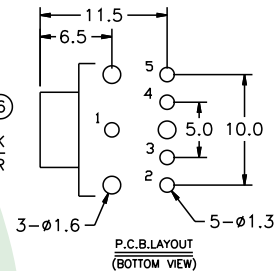
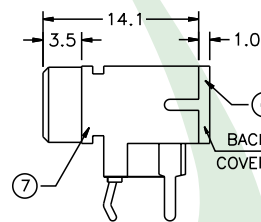
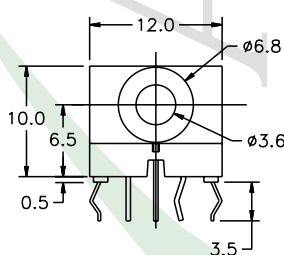


SCHEMATIC	1	2	3	4	5	6
MODEL NO	A68-15APF1	A68-15BP11	A68-15CP11			

**A 6 8**

Number of Contacts	Schematic	Boardlock	Housing Color	Contact Plated
<b>15</b>	<b>A</b>	<b>N</b>	<b>P</b>	<b>1</b>
15:15Pin	A:1,2,3,4,5,6	K:With Kink	B:Black	T1:TIN
		N:Without Kink	P:PC99	(100u" Sn Over 40u"Ni)
		X:W/O Kink		G1:Full Gold Flash
		W/O Stand off		

# MODEL :A70Series



PLEASE ADD PATONE# BEHIND THE MODEL NO IF THE COLOR OF HOUSING IS DEMANDED

SCHEMATIC	1	2	3	4	5
NON COVER	A70-3AKNBT1	A70-4BKNB1	A70-4CKNB1	A70-3KNB1	A70-2PKNB1
WITH COVER	A70-3AKRBT1	A70-4BKRB1	A70-4CKRB1	A70-3KRB1	A70-2PKRB1

**A 7 0**

Number of Contacts	Schematic	Boardlock	Cover	Housing Color	Contact Plated
<b>5</b>	<b>A</b>	<b>K</b>	<b>Y</b>	<b>B</b>	<b>T 1</b>
5:5Pin	A:1,2,3,4,5	X:With kink	Y:With Cover	B:Black	T1:TIN
4:4Pin	B:1,2,3,5	N:W/O Kink	N:W/O C over	P:PC99	(100u" Sn Over 40u"Ni)
3:3Pin	C:1,2,4,5	X:W/O Kink			G1:Full Gold Flash
2:2Pin	D:1,2,5	W/O Stand off			
	E:1,4,5				
	F:1,5				

Earphone Jack 2.5/3.5mm

1-11