


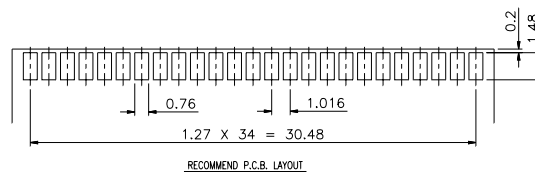
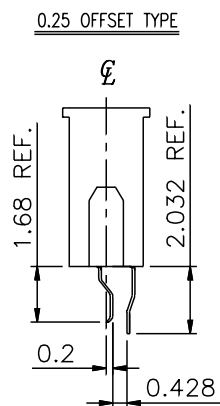
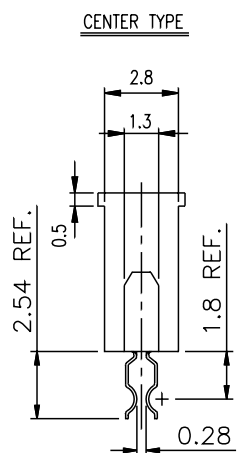
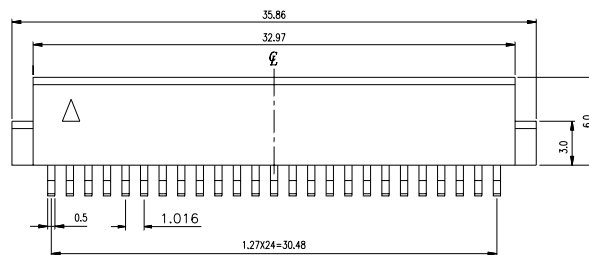
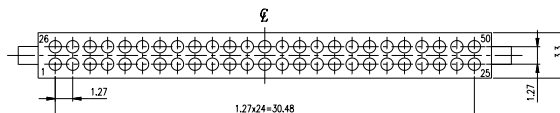
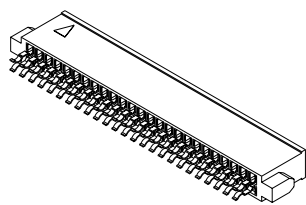
# CF Card 50PinConn .



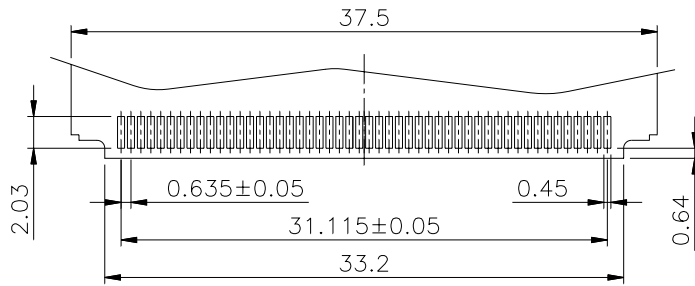
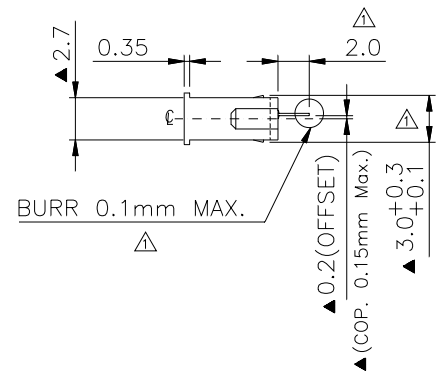
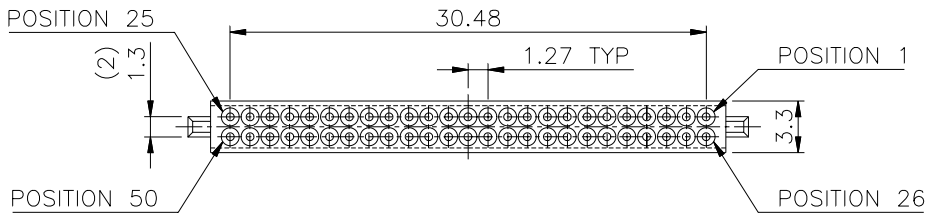
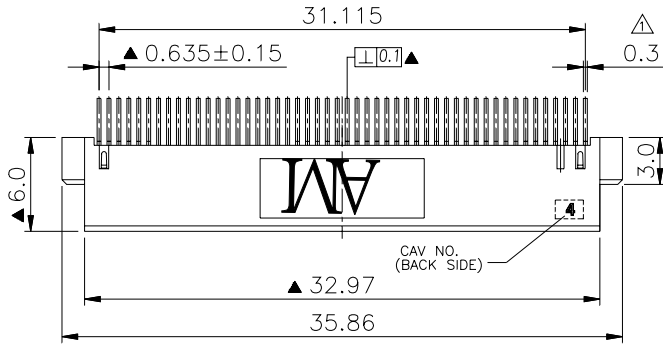
Material:  
Housing Material : LCP UL94V-0  
Contact Material : Phosphor Bronze  
Color : Black

Finsh:  
Contact : Nickel 50u" Min . Plated All Over  
Tin-Lead 100u"Min. Plated in  
Solder Area Au 2u" Min. Over  
Pd-Ni 30u" Min in Contact Area.

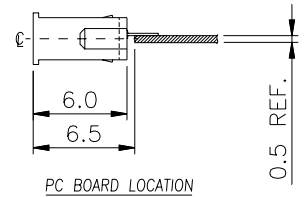
## Female



# SMT Type



RECOMMENDED PCB LAYOUT FOR BOTH SIDES



## How To Order

Series No.	Plastic Type	Contact Type	Thickness	Style	Stand off	Mounting Type	Contact Plated	Branding
<b>C F 5 0</b>	<b>S</b>	<b>M</b>	<b>1</b>	<b>A</b>	<b>W</b>	<b>1</b>	<b>S 5</b>	<b>A</b>
50Pin Connector Socket Type	S:Socket	D:Straddle M:SMT	1.Type I 2.Type II	A B C ....	w:With Stand off X:W/O Stand off	1.Normal Type 2.Reverse Type	G1:Gold Gold flash G2: 3u" Gold G3: 5u" Gold G4: 10u" Gold G5: 15u" Gold G6: 20u" Gold G7: 30u" Gold (G: Full Gold) (S: Selective Gold)	S1: Gold Flash S2: 3u" Gold S3: 5u" Gold S4: 10u" Gold S5: 15u" Gold S6: 20u" Gold S7: 30u" Gold